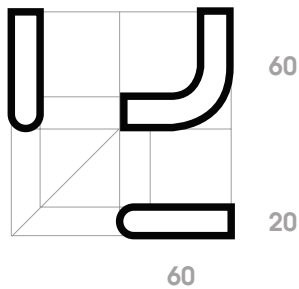


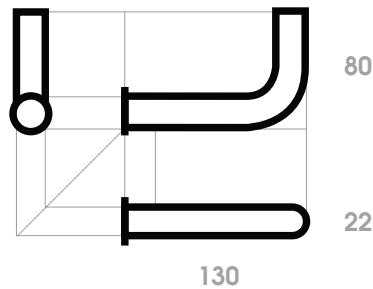


# chateau

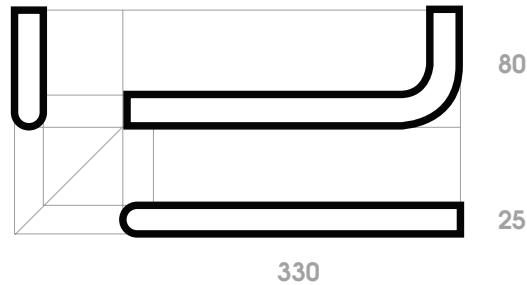
robe hook



toilet roll holder



hand towel rail



## SPECIFICATIONS:

### RECOMMENDED USE

RESIDENTIAL & COMMERCIAL

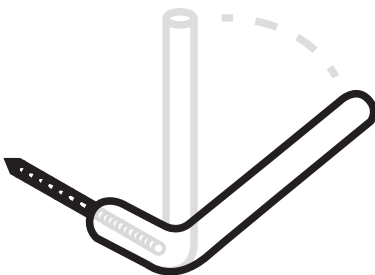
### MATERIALS

304 S/S & H59 BRASS

## SPARE ROLL HOLDER INSTALLATION INSTRUCTIONS:

Drill 11mm clearance hole through tile or wall lining (if required). Drill 7mm hole into nogging. Tighten grub screw on to lagscrew first. Wind thread into the drilled hole.

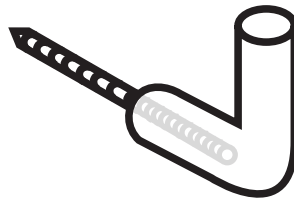
Note: Can be installed horizontally as a hand towel rail.



NOTE: Must be mounted a minimum of 350mm above floor with 350mm clearance around it for installation, unless being fixed to a vanity with a 10mm nut to inside of cabinet.

## ROBE HOOK INSTALLATION INSTRUCTIONS:

Drill 6.5mm clearance hole through tile or wall lining (if required). Drill 4mm hole into nogging. Tighten grub screw on to lagscrew first. Wind thread into the drilled hole.



## TOILET ROLL HOLDER INSTALLATION INSTRUCTIONS:

Drill 11mm clearance hole through tile or wall lining (if required). Drill 7mm hole into nogging. Tighten grub screw on to lagscrew first. Wind thread into the drilled hole.

