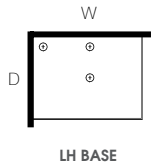




# Black Pearl™ order form

Date:		Order #:	
Merchant:		Contact:	

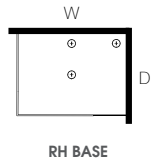
## 2-WALLED SHOWERS



NAME	SIZE (mm)	REAR DRAIN	CENTRE DRAIN	CENTRE-REAR DRAIN	2060mm HIGH FRAMELESS	BASE AND SCREENS PACKAGE			
						SCREEN B	SCREEN T	SCREEN C	SCREEN MG
	WIDTH	DEPTH				CODE	CODE	CODE	CODE
PITCAIRN	900 x 750	<input type="checkbox"/>				PIT-RO-B <input type="checkbox"/>			PIT-RO-MG <input type="checkbox"/> *
MONACO	900 x 900	<input type="checkbox"/>	<input type="checkbox"/>			MON-RO/CO-B <input type="checkbox"/>			MON-RO/CO-MG <input type="checkbox"/> *
TAHITIAN	1000 x 900	<input type="checkbox"/>				TAH-RO-B <input type="checkbox"/>	TAH-RO-T <input type="checkbox"/>		TAH-RO-MG <input type="checkbox"/>
MALIBU	1000 x 1000	<input type="checkbox"/>	<input type="checkbox"/>			MAL-RO/CO-B <input type="checkbox"/>			MAL-RO/CO-MG <input type="checkbox"/>
GRENADA	1200 x 750	<input type="checkbox"/>		<input type="checkbox"/>		GRE-RO/CR-B <input type="checkbox"/>			GRE-RO/CR-MG <input type="checkbox"/>
BAHAMAS	1200 x 900	<input type="checkbox"/>	<input type="checkbox"/>	<input type="checkbox"/>		BAH-RO/CO/CR-B <input type="checkbox"/>	BAH-RO/CO/CR-T <input type="checkbox"/>		BAH-RO/CO/CR-MG <input type="checkbox"/>
FLORIDA	1500 x 1000			<input type="checkbox"/>				FLO-CR-C <input type="checkbox"/>	FLO-CR-MG <input type="checkbox"/>

\* Soft-Close not available

## 2-WALLED SHOWERS



NAME	SIZE (mm)	REAR DRAIN	CENTRE DRAIN	CENTRE-REAR DRAIN	2060mm HIGH FRAMELESS	BASE AND SCREENS PACKAGE			
						SCREEN B	SCREEN T	SCREEN C	SCREEN MG
	WIDTH	DEPTH				CODE	CODE	CODE	CODE
TROPICANA	900 x 750	<input type="checkbox"/>				TRO-RO-B <input type="checkbox"/>			TRO-RO-MG <input type="checkbox"/> *
MONACO	900 x 900	<input type="checkbox"/>	<input type="checkbox"/>			MON-RO/CO-B <input type="checkbox"/>			MON-RO/CO-MG <input type="checkbox"/> *
ZANZIBAR	1000 x 900	<input type="checkbox"/>				ZAN-RO-B <input type="checkbox"/>	ZAN-RO-T <input type="checkbox"/>		ZAN-RO-MG <input type="checkbox"/>
MALIBU	1000 x 1000	<input type="checkbox"/>	<input type="checkbox"/>			MAL-RO/CO-B <input type="checkbox"/>			MAL-RO/CO-MG <input type="checkbox"/>
ACAPULCO	1200 x 750	<input type="checkbox"/>		<input type="checkbox"/>		ACA-RO/CR-B <input type="checkbox"/>			ACA-RO/CR-MG <input type="checkbox"/>
MAURITIUS	1200 x 900	<input type="checkbox"/>	<input type="checkbox"/>	<input type="checkbox"/>		MAU-RO/CO/CR-B <input type="checkbox"/>	MAU-RO/CO/CR-T <input type="checkbox"/>		MAU-RO/CO/CR-MG <input type="checkbox"/>
NAUTILUS	1500 x 1000			<input type="checkbox"/>				NAU-CR-C <input type="checkbox"/>	NAU-CR-MG <input type="checkbox"/>

\* Soft-Close not available

Remember to order an Acrylic Liner if required

Note: This shower includes a Gloss White Shower Tray.

Black Pearl systems are only available as a full package. Base Packages are not available. Screen diagrams are indicative only. For exact panel size visit [www.atlantis.co.nz](http://www.atlantis.co.nz)

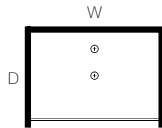
# Black Pearl™ order form



Date:		Order #:	
Merchant:		Contact:	

- 2060mm fully frameless screens
- White non-tiled shower tray
- Optional Ellure Tile Look or Acrylic Wall Liner

## 3-WALLED SHOWERS



NAME	SIZE (mm)	CENTRE DRAIN	CENTRE-REAR DRAIN	2060mm HIGH FRAMELESS	SCREEN F		SCREEN MG	
BASE AND SCREENS PACKAGE								
	WIDTH	DEPTH			CODE		CODE	
MANIHIKI	900 x 750		<input type="checkbox"/>		MAN-RO-F	<input type="checkbox"/>	MAN-RO-MG	<input type="checkbox"/> *
ARUBA	1200 x 750		<input type="checkbox"/>		ARU-RO-F	<input type="checkbox"/>	ARU-RO-MG	<input type="checkbox"/>
DELSOL	1500 x 750		<input type="checkbox"/>		DEL-RO-F	<input type="checkbox"/>	DEL-RO-MG	<input type="checkbox"/>
TRISTAN	900 x 900		<input type="checkbox"/>		TRI-CO/RO-F	<input type="checkbox"/>	TRI-CO/RO-MG	<input type="checkbox"/> *
SEYCHELLES	1000 x 1000		<input type="checkbox"/>		SEY-CO/RO-F	<input type="checkbox"/>	SEY-CO/RO-MG	<input type="checkbox"/>
CAYMAN	1200 x 900		<input type="checkbox"/>		CAY-CO/RO-F	<input type="checkbox"/>	CAY-CO/RO-MG	<input type="checkbox"/>
PENRHYN	1500 x 900		<input type="checkbox"/>		PEN-RO-F	<input type="checkbox"/>	PEN-RO-MG	<input type="checkbox"/>
BERMUDA	1500 x 1000		<input type="checkbox"/>		BER-RO-F	<input type="checkbox"/>	BER-RO-MG	<input type="checkbox"/>
CALYPSO	1800 x 1000		<input type="checkbox"/>		CAL-CO-F	<input type="checkbox"/>	CAL-CO-MG	<input type="checkbox"/>

\* Soft-Close not available

## Optional

### OPTIONAL EXTRAS (additional charge applies)

Ellure Tile Look Wall  
- complete Ellure order form

Acrylic Wall Liner



## Optional

### OPTIONAL ACCESSORIES (additional charge applies)

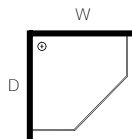
#### Suitable for Tiled Walls

EN1500	<input type="checkbox"/>	EN1200	<input type="checkbox"/>
EN900	<input type="checkbox"/>	EN750	<input type="checkbox"/>
EN600	<input type="checkbox"/>	EN500	<input type="checkbox"/>
EN450	<input type="checkbox"/>	EN350	<input type="checkbox"/>
EN300	<input type="checkbox"/>	EN200	<input type="checkbox"/>
EN140F	<input type="checkbox"/>	EN400EX12-W	<input type="checkbox"/>

#### Suitable for Acrylic Walls or Ellure Tile Look Walls

EN400RF-W	<input type="checkbox"/>	EN400RF-B	<input type="checkbox"/>
EN140-RF-W	<input type="checkbox"/>	EN140-RF-B	<input type="checkbox"/>

## ANGLE FRONT SHOWERS



NAME	SIZE (mm)	REAR DRAIN	2060mm HIGH FRAMELESS	SCREEN HA	
BASE AND SCREENS PACKAGE					
	WIDTH	DEPTH			CODE
KOKOMO	900 x 900		<input type="checkbox"/>		KOK-RO-HA
LAGUNA	1000 x 1000		<input type="checkbox"/>		LAG-RO-HA

Note: This shower includes a Gloss White Shower Tray.

Black Pearl systems are only available as a full package. Base Packages are not available. Screen diagrams are indicative only. For exact panel size visit [www.atlantis.co.nz](http://www.atlantis.co.nz)

## FOUNDRY SERIES HARDWARE UPGRADE



POLISHED BRASS	UPGRADE-PB	<input type="checkbox"/>
AGED BRASS	UPGRADE-AB	<input type="checkbox"/>
BRUSHED GOLD	UPGRADE-BG	<input type="checkbox"/>
BRUSHED NICKEL	UPGRADE-BN	<input type="checkbox"/>
GUNMETAL	UPGRADE-GM	<input type="checkbox"/>
MATTE BLACK	UPGRADE-MB	<input type="checkbox"/>

\* Please see Pg. 61 for all Foundry Series information, including T&Cs.