



1200 x 1200 **ACCESSIBLE SHOWER** BY ATLANTIS



A person in a wheelchair is shown from the side, reaching out to adjust a shower faucet. The person is wearing a blue and white checkered shirt. The wheelchair is dark-colored with large wheels. The background is a light-colored wall. The text is overlaid on the image.

When growing older or living with a disability, the simple task of showering can be burdensome and hazardous.

Introducing our new range of

wheelchair and disability-friendly showers.

Available in a range of finishes and threshold options, the 1200 x 1200 Accessible Shower is designed for spaces that require wheelchair access, like aged care facilities and hospitals, or simply when you require a 1200 x 1200 shower – an uncommon tray size.

The Accessible Shower features a watertight one-piece fibreglass reinforced tray, waterproofing flange, and our renowned 25-year Leakfree Warranty.

Available in three different entry options, suited to various bathroom scenarios.

Discover these over the page.



ENTRY/THRESHOLD OPTIONS

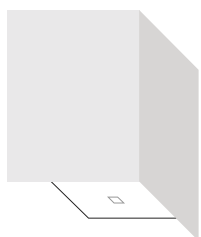
Level Entry	Seamless Entry	Step Entry
Featuring the Atlantis glazing channel (and watertight barrier) and waterproofing flange, the Level Entry option is the safest way to achieve a level floor plane.	Seamless Entry provides a solution in line with mobility and access requirements, where no sudden level change in the threshold is required.	For situations like a concrete slab where the tray cannot be recessed into the floor easily, the Step Entry option is a quick and hassle-free solution.

The white acrylic tray can be left as-is – a prefinished gloss white finish – tiled over, or lay your choice to anti-slip vinyl continuously over the entire floor and tray.

Lastly, either fit one of our tailor-made screen systems, leave as a wet room, or install a shower curtain.

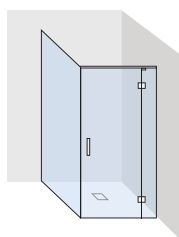
TWO WALL

Base & Waste

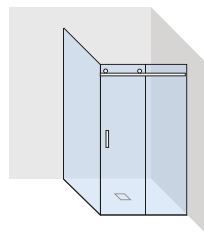


Tray Only

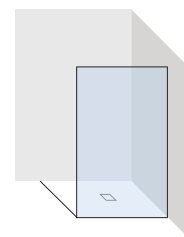
Base & Screens Packages



Hinged




Sliding



Fixed Panel

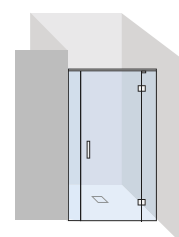
THREE WALL/ALCOVE

Base & Waste

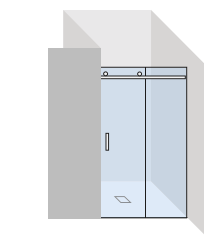


Tray Only

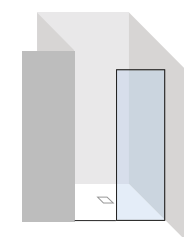
Base & Screens Packages



Hinged



Sliding



Fixed Panel

Visit atlantis.co.nz/accessible for more details and technical specifications.